




PIANO  
LOCALE  
NEGOZIO




Prot. (Mod.8)   
Vulture e/o U.I.U.   
IMPIANTO 

Loc. A

W.C.

INGRESSO  
AUTOREZ.

TEMPI 

LABORATORIO  
H = m 3.85

H = m 3.65

LOCALE 

LOCALE B

W.C.

LOCALE COMMERCIALE DI VENDITA  
H = m 3.90

TERRENO

H = m 4.50

ORIENTA

